

CXO Nexus

We are the industry leader in IT spend analytics providing true InCight into your IT spend.

Your Opportunity


Corporations spend billions of dollars on technology every year. Understanding vendor spend in the technology stack is difficult because firm wide ERP systems are not designed to report product level detail. CXO Nexus unlocks valuable product level spend information by turning siloed transaction data into actionable insights.

Our Product

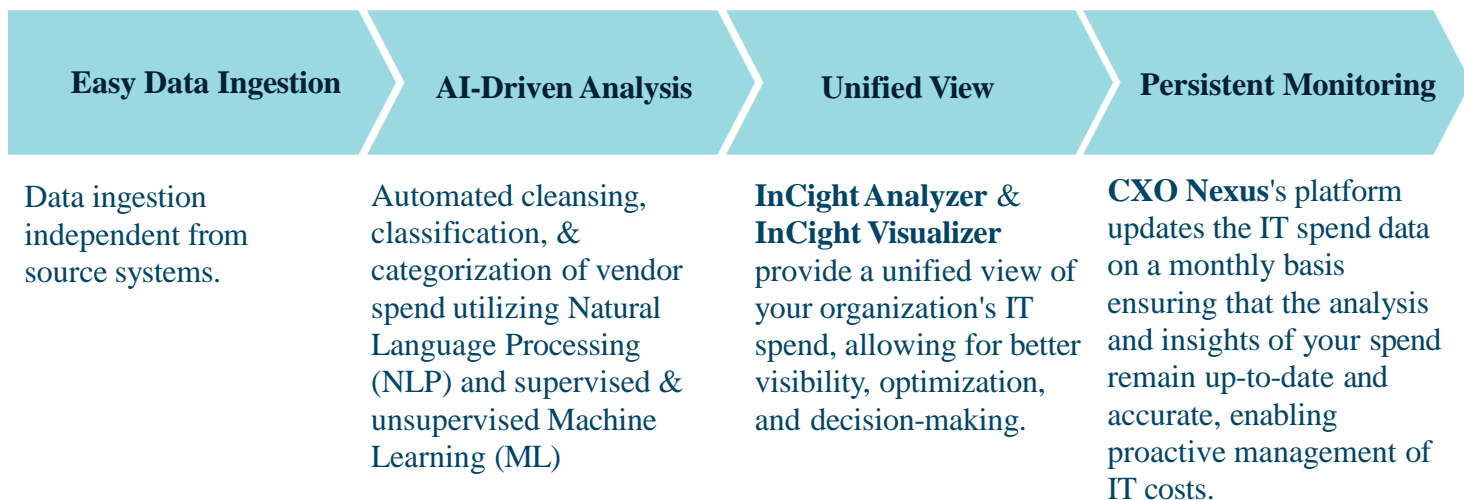
CIO InCight was created by industry professionals and provides an AI-driven platform that consolidates and analyzes data from multiple sources, offering real-time insights into an organization's IT spend across all departments and IT vendors.

Our Solution

CIO InCight , Automated SaaS Vendor Analytics Platform that delivers your TruSpend®



Patented AI & Machine Learning Model Enables



Outcomes That Generate ROI

Vendor TruSpend® provides deep visibility into all purchasing

- Captures direct and reseller purchases
- Accurate OEM Parentage provides negotiation leverage
- Reseller transparency back to OEM

Categorization of spend to standard taxonomy

- Elimination of overlapping technology
- Enables vendor consolidation

Cost Center Views & M&A Activity

- Identifies unmanaged spend outside of central IT
- Elimination of redundant purchasing

Automation (no FTEs needed)

- Real time SaaS access via monthly refresh
- Improves productivity: no more manual, error prone, point in time “data massaging” activity

Trusted by Top Five Global Investment Bank, Top Five US Bank, & Fortune 25 Insurance Company.

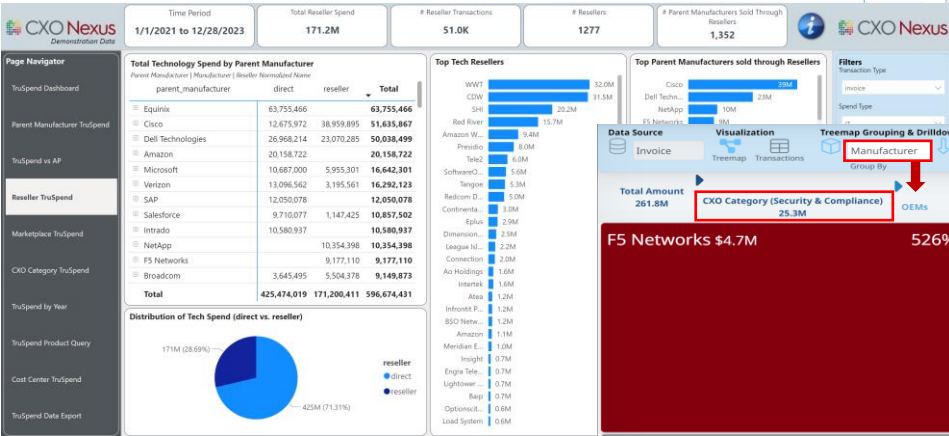
CISCO TruSpend \$51.6M

Vendor TruSpend Reporting

| Parent Manufacturer TruSpend Reporting | | Accounts Payable | |
|--|------------|-------------------------------|-------------|
| parent_manufacturer | amount_usd | customer_original_supplier | amount_usd |
| Equinix | 63,755,466 | EQUINIX | 63,764,326 |
| Cisco | 51,635,867 | AMAZON | 28,907,462 |
| Dell Technologies | 50,038,499 | DELL | 20,427,081 |
| Amazon | 20,158,722 | RED RIVER LLC | 15,718,411 |
| Microsoft | 16,642,301 | VERIZON | 12,653,353 |
| Verizon | 16,292,123 | PRESIDIO | 9,391,156 |
| SAP | 12,050,078 | WEST | 8,622,208 |
| Salesforce | 10,857,502 | SAP | 8,387,323 |
| Intrado | 10,580,937 | CISCO SYSTEMS INC | 7,681,068 |
| NetApp | 10,354,398 | SHR | 6,879,785 |
| FS Networks | 9,177,110 | WWT INDIA PVT LTD | 6,674,678 |
| Broadcom | 9,149,873 | SALESFORCE | 6,431,180 |
| IBM | 7,884,423 | AMAZON WEB SERVICES LLC | 5,831,750 |
| HPE | 7,475,675 | PENGIN COMPUTING | 5,822,990 |
| Hitachi | 6,107,184 | COGNIZANT | 5,639,357 |
| Smart Global Holdings | 5,822,990 | SOFTWAREONE | 5,564,704 |
| Google | 5,757,094 | TANGOE | 5,452,890 |
| Cognizant Tech | 5,639,357 | GOOGLE | 5,367,426 |
| Workday | 5,309,862 | WORKDAY | 5,309,512 |
| Palo Alto Networks | 5,020,719 | COMPUTER DESIGN & INTEGRATION | 5,038,664 |
| | | TELE2 SVERIGE AB | 4,796,902 |
| | | WORTH WARE TECH | 4,787,781 |
| | | Total | 596,674,431 |

Accounts Payable \$7.6M

Complete Reseller Transparency



IT Spend Classification

